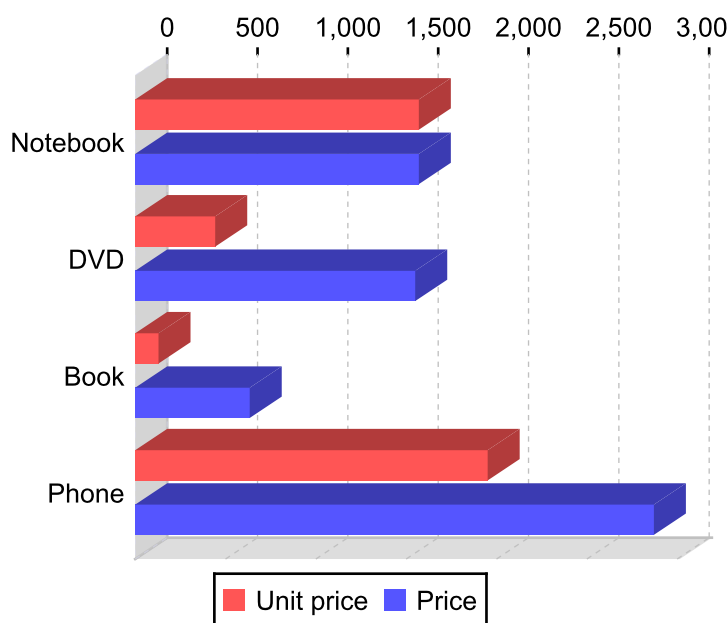
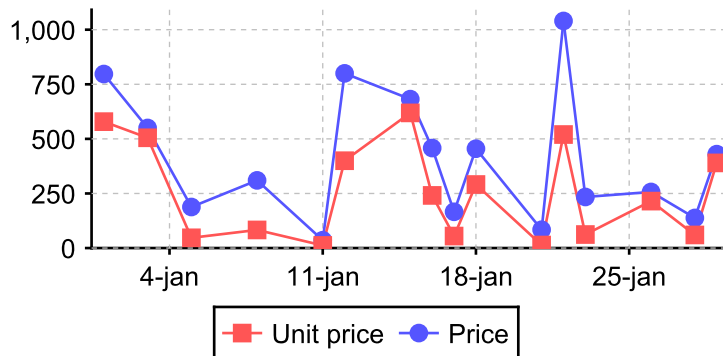




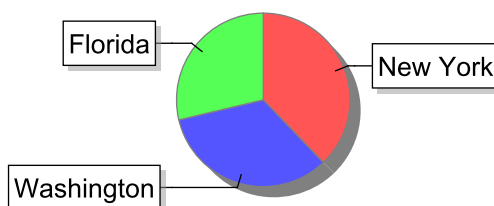
Sales by item



Sales by date



Sales by state



Item	Order date	Quantity	Unit price	Price	Price %
------	------------	----------	------------	-------	---------

New York					
Notebook	01/01/2010	1	\$ 500.00	\$ 500.00	19.94%
DVD	01/01/2010	5	\$ 30.00	\$ 150.00	5.98%
	01/03/2010	2	\$ 45.00	\$ 90.00	3.59%
	01/05/2010	4	\$ 36.00	\$ 144.00	5.74%
	01/18/2010	5	\$ 41.00	\$ 205.00	8.18%
Book	01/08/2010	2	\$ 11.00	\$ 22.00	0.88%
	01/15/2010	8	\$ 9.00	\$ 72.00	2.87%
	01/21/2010	6	\$ 14.00	\$ 84.00	3.35%
Phone	01/16/2010	1	\$ 200.00	\$ 200.00	7.98%
	01/22/2010	2	\$ 520.00	\$ 1,040.00	41.48%
			\$ 1,406.00	\$ 2,507.00	37.84%

Washington					
Notebook	01/15/2010	1	\$ 610.00	\$ 610.00	27.53%
DVD	01/08/2010	4	\$ 40.00	\$ 160.00	7.22%
	01/16/2010	6	\$ 35.00	\$ 210.00	9.48%
	01/23/2010	3	\$ 46.00	\$ 138.00	6.23%
	01/28/2010	2	\$ 42.00	\$ 84.00	3.79%
Book	01/11/2010	3	\$ 12.00	\$ 36.00	1.62%
	01/17/2010	9	\$ 8.00	\$ 72.00	3.25%
	01/26/2010	4	\$ 14.00	\$ 56.00	2.53%
	01/29/2010	5	\$ 10.00	\$ 50.00	2.26%
Phone	01/12/2010	2	\$ 210.00	\$ 420.00	18.95%
	01/29/2010	1	\$ 380.00	\$ 380.00	17.15%
			\$ 1,407.00	\$ 2,216.00	33.45%

Florida

Item	Order date	Quantity	Unit price	Price	Price %
Notebook	01/03/2010	1	\$ 460.00	\$ 460.00	24.19%
DVD	01/01/2010	3	\$ 49.00	\$ 147.00	7.73%
	01/08/2010	4	\$ 32.00	\$ 128.00	6.73%
	01/17/2010	2	\$ 47.00	\$ 94.00	4.94%
Book	01/05/2010	4	\$ 11.00	\$ 44.00	2.31%
	01/16/2010	8	\$ 6.00	\$ 48.00	2.52%
	01/23/2010	6	\$ 16.00	\$ 96.00	5.05%
	01/28/2010	3	\$ 18.00	\$ 54.00	2.84%
Phone	01/12/2010	2	\$ 190.00	\$ 380.00	19.98%
	01/18/2010	1	\$ 250.00	\$ 250.00	13.14%
	01/26/2010	1	\$ 201.00	\$ 201.00	10.57%
			\$ 1,280.00	\$ 1,902.00	28.71%
			Total:		
			\$ 4,093.00	\$ 6,625.00	
				avg = \$ 207.03	